

## POS Release Note 5.0.29.163

### Bug Fixes:

Description	
<b>9276</b>	Fix Z report refund or void tax amount still remain.
<b>9385</b>	Fix member price not working as intended for weighting scale barcode.
<b>9467</b>	Fix Daily Sales Report inquiry prompt error message when tick Delivery of Sales Order option.

### Enhancement:

ID	Description
<b>9204</b>	Add print hold bill access right.
<b>9343</b>	Simplified and moved Remark Maintenance to Terminal Settings Maintenance.
<b>9437</b>	Add new report format at Voucher Listing to show available voucher no.
<b>9456</b>	Remark maintenance support for cash in & cash out.

*Document Prepared by Jacky*

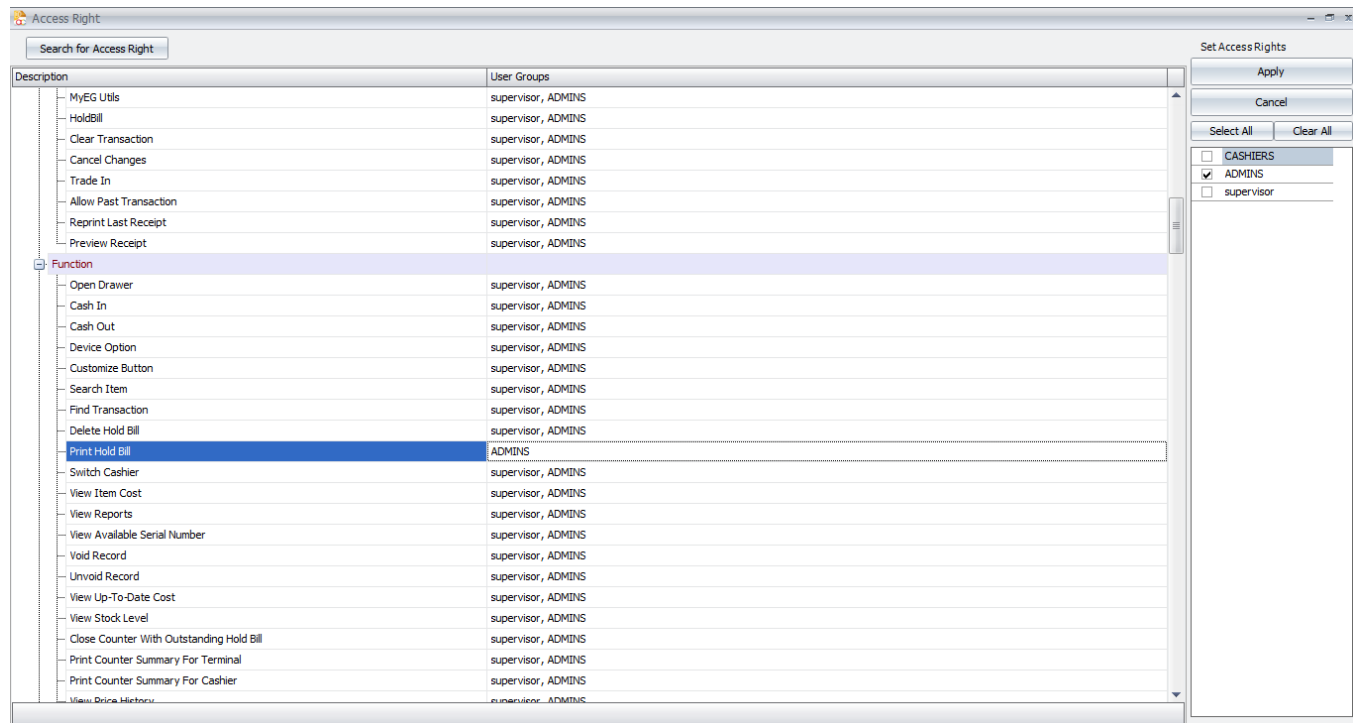
*Last Modified 11<sup>th</sup> May 2021*

## Highlights of Changes in 5.0.29.163

### ID: 9204 Add print hold bill access right.

In order to enhance Frontend security, we have add print hold bill access right to prevent user print hold bill to be replace as official receipt.

To set, go to **Point Of Sales > Maintenance > POS User Group Maintenance > Edit > Point Of Sales > Function**.












Description	User Groups
MyEG Utils	supervisor, ADMINS
HoldBill	supervisor, ADMINS
Clear Transaction	supervisor, ADMINS
Cancel Changes	supervisor, ADMINS
Trade In	supervisor, ADMINS
Allow Past Transaction	supervisor, ADMINS
Reprint Last Receipt	supervisor, ADMINS
Preview Receipt	supervisor, ADMINS
<b>Function</b>	
Open Drawer	supervisor, ADMINS
Cash In	supervisor, ADMINS
Cash Out	supervisor, ADMINS
Device Option	supervisor, ADMINS
Customize Button	supervisor, ADMINS
Search Item	supervisor, ADMINS
Find Transaction	supervisor, ADMINS
Delete Hold Bill	supervisor, ADMINS
<b>Print Hold Bill</b>	<b>ADMINS</b>
Switch Cashier	supervisor, ADMINS
View Item Cost	supervisor, ADMINS
View Reports	supervisor, ADMINS
View Available Serial Number	supervisor, ADMINS
Void Record	supervisor, ADMINS
Unvoid Record	supervisor, ADMINS
View Up-To-Date Cost	supervisor, ADMINS
View Stock Level	supervisor, ADMINS
Close Counter With Outstanding Hold Bill	supervisor, ADMINS
Print Counter Summary For Terminal	supervisor, ADMINS
Print Counter Summary For Cashier	supervisor, ADMINS
View Price History	supervisor, ADMINS

Set Access Rights  
 Apply  
 Cancel  
 Select All   Clear All  
☐ CASHIERS  
☒ ADMINS  
☐ supervisor

After that synchronize and user will need access right to be able to print hold bill receipt.

## Load Hold Bill

 Search  Detail  Delete  Preview  Print  OK  Cancel

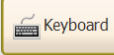
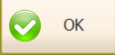

Select Bill :   

Date :

Bill No.	Date	DebtorCode	Member No.	Terminal ID	User ID	Total Amount
> T02HB-000001	5/10/2021			T02	ADMIN2	24.00

Supervisor Password - PrintHoldBill

Password :

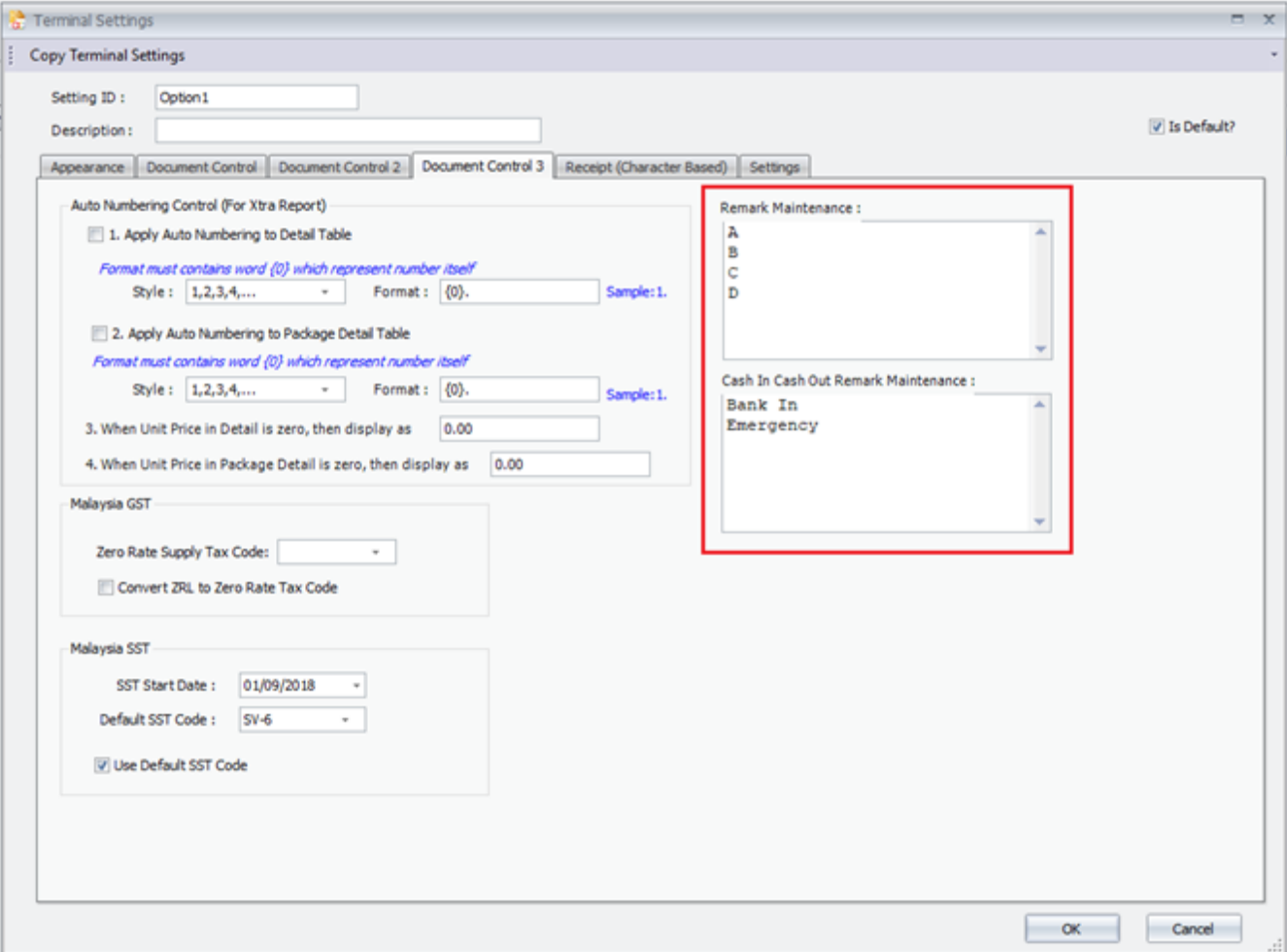
 Keyboard  OK  Cancel

Record 1 of 1

### ID: 9343 Simplified and moved Remark Maintenance to Terminal Settings Maintenance.

In order to be more user friendly at centralizing control, we have moved Remark Settings into Terminal Settings Maintenance.

To set, go to **Point Of Sales > Maintenance > Terminal Settings Maintenance > Edit > Document Control 3**



Terminal Settings

Copy Terminal Settings

Setting ID : Option1

Description :

☒ Is Default?

Appearance | Document Control | Document Control 2 | Document Control 3 | Receipt (Character Based) | Settings

Auto Numbering Control (For Xtra Report)

☐ 1. Apply Auto Numbering to Detail Table

*Format must contains word {0} which represent number itself*

Style : 1,2,3,4,... Format : {0}. Sample: 1.

☐ 2. Apply Auto Numbering to Package Detail Table

*Format must contains word {0} which represent number itself*

Style : 1,2,3,4,... Format : {0}. Sample: 1.

3. When Unit Price in Detail is zero, then display as 0.00

4. When Unit Price in Package Detail is zero, then display as 0.00

Malaysia GST

Zero Rate Supply Tax Code:

☐ Convert ZRL to Zero Rate Tax Code

Malaysia SST

SST Start Date : 01/09/2018

Default SST Code : SV-6

☒ Use Default SST Code

Remark Maintenance :

A  
B  
C  
D

Cash In Cash Out Remark Maintenance :

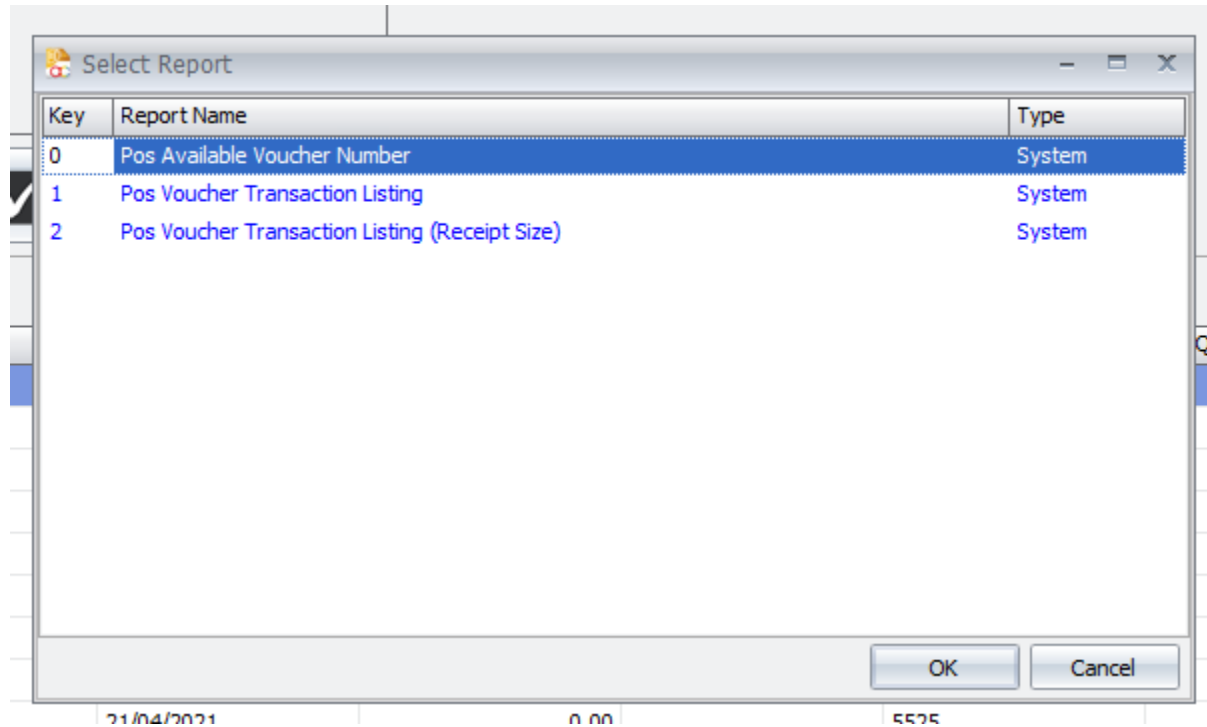
Bank In  
Emergency

OK Cancel

**ID: 9437 Add new report format at Voucher Listing to show available voucher no.**

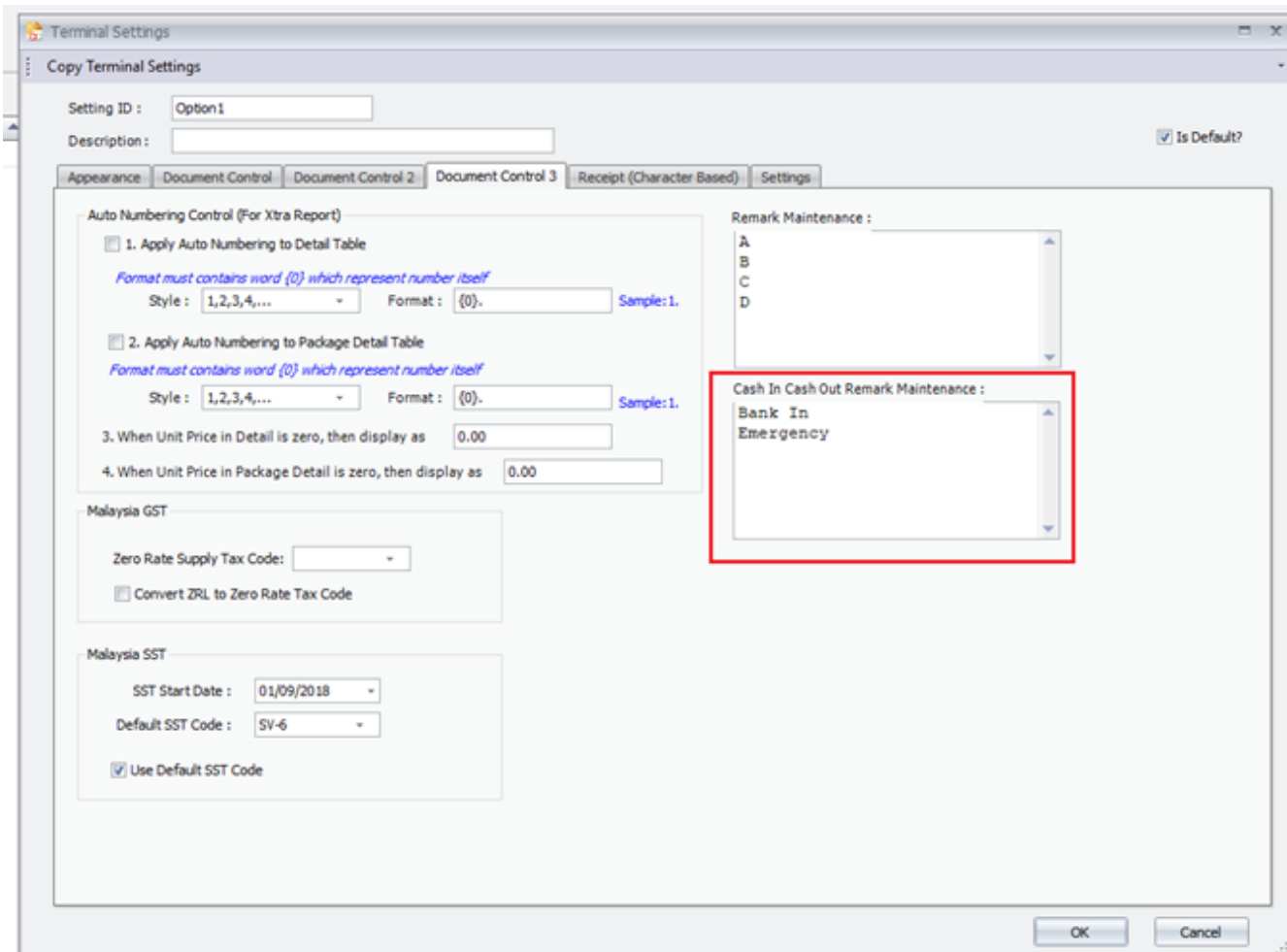
We have added in a new report that show available voucher number so user know which voucher are still available to view as report. The available vouchers are up to date.

To view go to **Point Of Sales > Maintenance > Voucher Maintenance > Print > Print**, then select the report.



## ID: 9456 Remark Maintenance support for cash in & out.

Some user want to standardize their remark instead of variety of manual entry remark, we have added this feature to aid them.



The screenshot shows the 'Terminal Settings' window with the 'Copy Terminal Settings' tab selected. The 'Settings' sub-tab is active, displaying various configuration options. A red rectangle highlights the 'Remark Maintenance' section, which includes a list box for 'Remark Maintenance' (containing A, B, C, D) and a list box for 'Cash In Cash Out Remark Maintenance' (containing Bank In, Emergency). The 'Cash In Cash Out Remark Maintenance' list box is highlighted with a red border.

Setting ID : Option 1  
 Description :  
☒ Is Default?

Appearance | Document Control | Document Control 2 | Document Control 3 | Receipt (Character Based) | Settings

Auto Numbering Control (For Xtra Report)

☐ 1. Apply Auto Numbering to Detail Table  
*Format must contains word {0} which represent number itself*  
 Style : 1,2,3,4,... Format : {0}. Sample: 1.

☐ 2. Apply Auto Numbering to Package Detail Table  
*Format must contains word {0} which represent number itself*  
 Style : 1,2,3,4,... Format : {0}. Sample: 1.

3. When Unit Price in Detail is zero, then display as 0.00  
 4. When Unit Price in Package Detail is zero, then display as 0.00

Malaysia GST

Zero Rate Supply Tax Code:   
☐ Convert ZRL to Zero Rate Tax Code

Malaysia SST

SST Start Date : 01/09/2018  
 Default SST Code : SV-6  
☒ Use Default SST Code


Remark Maintenance :  
 A  
 B  
 C  
 D

Cash In Cash Out Remark Maintenance :  
 Bank In  
 Emergency

OK Cancel

Cash In

Remarks :



Bank In

Emergency

Print Receipt

Cash Amount :

7

8

9

4

5

6

1

2

3

0

00

.

+/-

CLR

✓

OK

✗

Cancel